

Curs 3

Tehnici moderne de proiectare a aplicatiilor web

PROIECT

- Tema de nota 8 (>6)
 - Tema unica pentru fiecare student
- Tema de nota 10 (>5)
 - Conditiiile de la tema de nota 8 **si in plus**
 - Necesitatea conlucrarii intre 2 studenti cu doua teme "pereche"
 - Necesitatea investigarii posibilitatilor de imbunatatire
- Tema de nota 10+ (>5)
 - Conditiiile de la tema de nota 10 **si in plus**
 - Tema care face apel la controlul **sesiunii** client/server
 - Necesitatea utilizarii **Javascript** in **aplicatie**
 - Tema se preda/trimite cu macar **1 zi** inaintea sustinerii ei
 - Facilitati in ceea ce priveste prezenta la laborator (**DACA** toate celelalte conditii sunt indeplinite – P = 66%, L = 0%, E = 33%)

MOTTO

- “Universitatea nu e pentru mase locul de unde emana cunoasterea, ci un **obstacol intre individ si diploma** pe care i-a harazit-o destinul”
- “Universitatea fiind ceva care se interpune in mod imoral intre individ si dreptul lui natural de a fi diplomat, individul are **obligatia morala** sa triumfe asupra universitatii **prin orice mijloace**”
 - Sursa citat: Internet, user: “un student batran si plesuv”

BIBLIOGRAFIE

- **“Am mai facut odata ceva asemanator”**
- Internet
 - www.php.net
 - www.mysql.com
 - www.w3c.org
 - www.google.com

Capitolul I+II

Recapitulare HTML/XHTML CSS

CURS

I.	HTML si XHTML (recapitulare)	1 oră
II	CSS	2 ore
III	Baze de date, punct de vedere practic	1 oră
IV	Limbajul de interogare SQL	4 ore
V	PHP - HyperText Preprocessor	8 ore
VI	XML - Extended Mark-up Language si aplicatii	4 ore
VII	Conlucrare intre PHP/MySql, PHP/XML, Javascript/HTML	2 ore
VIII	Exemple de aplicatii	6 ore
	Total	28 ore

CSS Zen Garden

" A demonstration of what can be accomplished visually through CSS-based design. Select any style sheet from the list to load it into this page. "

The Road to Enlightenment

Littering a dark and dreary road lay the past relics of browser-specific tags, incompatible DOMs, and broken CSS support.

Today, we must clear the mind of past practices. Web enlightenment has been achieved thanks to the tireless efforts of folk like the W3C, WaSP and the major browser creators.

The css Zen Garden invites you to relax and meditate on the important lessons of the masters. Begin to see with clarity. Learn to use the (yet to be) time-honored techniques in new and invigorating fashion. Become one with the web.

So What is This About?

There is clearly a need for CSS to be taken seriously by graphic artists. The Zen Garden aims to excite, inspire, and encourage participation. To begin, view some of the existing designs in the list. Clicking on any one will load the style sheet into this very page. The code remains the same, the only thing that has changed is the external .css file. Yes, really.

CSS allows complete and total control over the style of a hypertext document. The only way this can be illustrated in a way that gets people excited is by demonstrating what it can truly be, once the reins are placed in the hands of those able to create beauty from structure. To date, most examples of neat tricks and hacks have been demonstrated by structurists and coders. Designers have yet to make their mark. This needs to change.

Participation

Graphic artists only please. You are modifying this page, so strong CSS skills are necessary, but the example files are commented well enough that even CSS novices can use them as starting points. Please see the [CSS Resource Guide](#) for advanced tutorials and tips on working with CSS.

You may modify the style sheet in any way you wish, but not the HTML. This may seem daunting at first if you've never worked this way before, but follow the listed links to learn more, and use the sample files as a

CSS ZEN GARDEN

Select a design

- ✦ Under the Seal by Eric Stoltz
- ✦ Make 'em Proud by Michael McAghon and Scotty Reifanyder
- ✦ Orchid Beauty by Kevin Addison
- ✦ Oceanscape by Justin Gray
- ✦ CSS Co., Ltd. by Benjamin Klemm
- ✦ Sakura by Tatsuya Uchida
- ✦ Kyoto Forest by John Polittowski
- ✦ A Walk in the Garden by Simon Van Hauwermeiren

Archives

CSS Zen Garden

- exemple utile pentru a verifica capabilitatile CSS
- exagerarea artei in aplicatii nu e recomandabila
- nu "reinventam roata" doar pentru a o face "patrata"
- "Don't Make Me Think"

Aplicatii

★ Favorites BCC e-SMART

BANCA COMERCIALA CARPATICA **BCC e-SMART**
internet banking inteligent

Conturi Plati Depozite **Rapoarte** Setari **Rulare raport** Vizualizare rapoarte

AJUTOR Deconectare

ATENȚIE!
Va reamintim ca BCC nu solicita informatii confidentiale (user, parola, numar de card, data expirarii cardului, codul PIN) prin e-mail.
Aceste informatii nu trebuie divulgate nimanui, sub niciun motiv.
Pentru alte lamuriri, puteti apela 0800.807.807 (numar accesibil din rețeaua Romtelecom).
Aveti posibilitatea sa alegeti procesarea in regim de urgenta a platilor. Aceasta optiune se comisiona suplimentar.

Rulare raport

Raport

Ruleaza raportul imediat
 la data 03.03.2010 ora 23:59

Ruleaza

top

surati activitate pe Internet, va rugam sa consultati periodic documentul [SECURITATE INTERNET](#) *** BCC informeaza ca SWIFT poate furniza autor

Aplicatii

www.bcr.ro

Home Contact English Contact center Go Cauta Go

CLICK 24Banking 24 Banking Persoane fizice Private banking Timeri PFA Micro Corporatii IMM Municipalitati Despre noi Cariere Presa

Lista de conturi **Conturi curente** Economisire Finantare

Mda Domn
nteti co
CLICK 24Banking

Logout

Favorite

- Ordin de Plata
- Istoricul tranzactiilor
- Lista ordine de plata
- Sabloane
- Plata repetitiva
- Schimb Valutar
- Cumpara produse**
- Deschidere cont curent
- Constituire depozite la termen
- Deschidere cont de economii
- Cumparare CDD
- Ataseaza card de debit
- Aplica pentru un credit
- Curs valutar
- Mesaje(4)
- Contul meu de CLICK 24Banking (Favorite)
- Demo Click 24 Banking

Aveti mesaje noi

Citire

Ordin de Plata - Creare

Intrebari/Sugestii

03.03.2010 14:24:03 Help

Stare cont	Tip	Numar cont	Sold disponibil	Valuta
Activ	Conturi curente			RON

Detalii

Sablon personal: Selectati sablon

Sablon furnizor: Selectati sablon

IBAN beneficiar:

Verificare IBAN

Nota:
Pentru a ordona o plata, va rugam fie sa introduceti IBAN beneficiar, fie sa selectati un sablon personal sau pentru furnizori.
Atentie : Transferurile se pot efectua doar catre conturi deschise in aceeași valuta!

Tarife si comisioane [detalii](#)

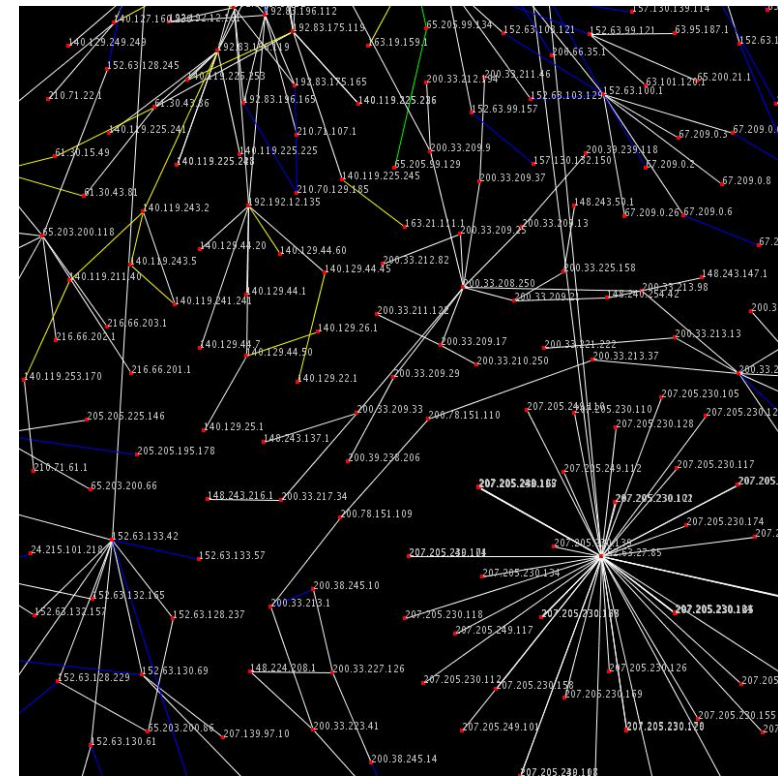

Intrebari si Raspunsuri [detalii](#)

24 Banking [detalii](#)

Contact center [detalii](#)

BANCA COMERCIALA ROMANA - SOCIETATE ADMINISTRATA IN SISTEM DUALIST, Bucuresti, B-dul Regina Elisabeta nr.5, Sector 3 | mentiuni legale - © 2008 BCR SA - Toate drepturile rezervate | site map

Exemple reale



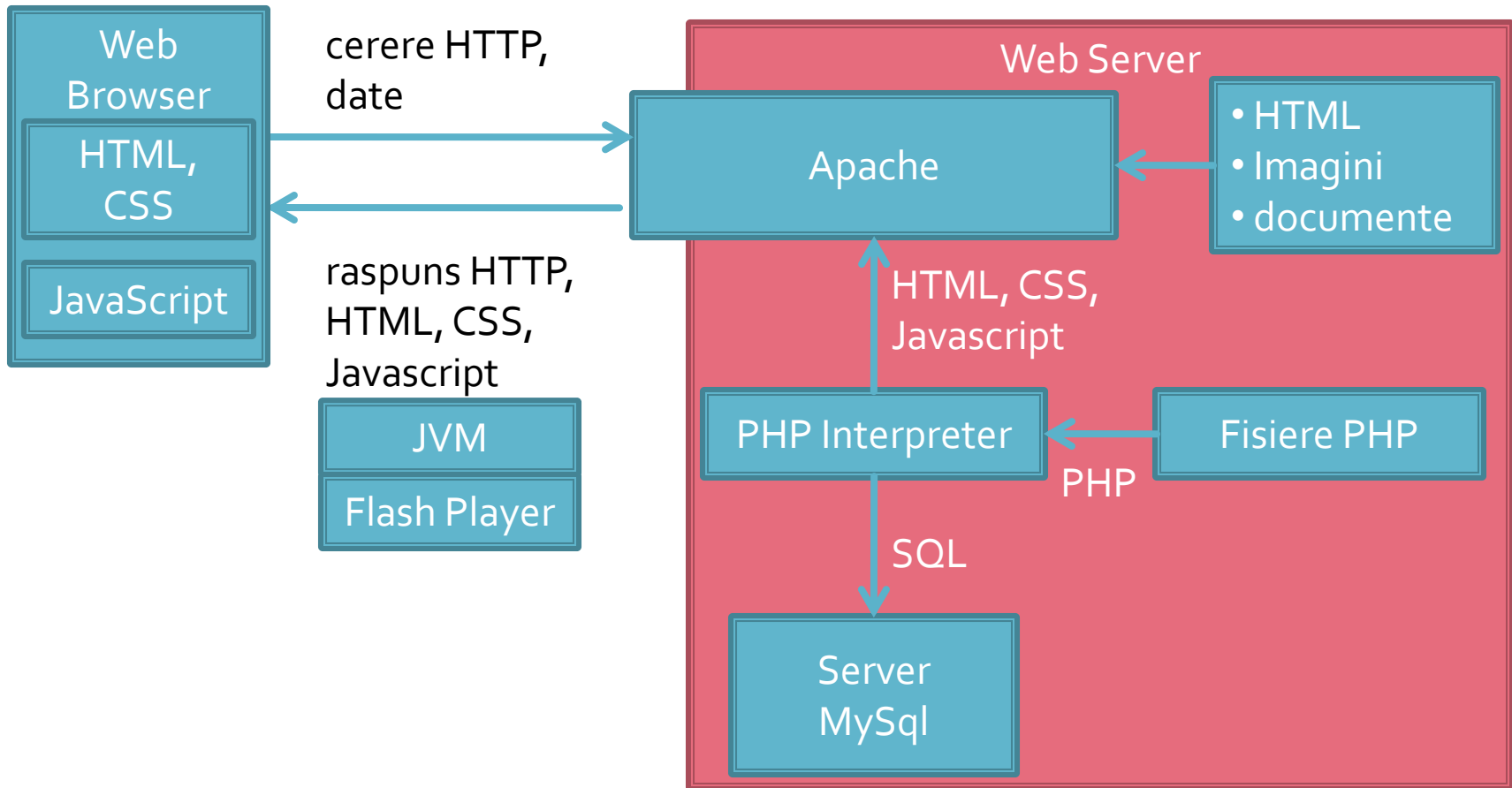
Exemple reale

- View Source (sau echivalent) ofera acces **TOTAL** la surse:
 - HTML
 - CSS
 - Javascript
- numai pentru observatorul “avizat”
- Firefox beneficiaza de cateva extensii extrem de utile pentru web designer
 - Web Developer
 - Firebug
 - Dom Inspector (implicit pana la 3.0)

Exemple reale

- Nu e valabil pentru sursele PHP/MySql care nu ajung pe calculatorul client decat in caz de eroare
- Flash si Java ajung de asemenea in forma binara, compilata
- cateodata apar artificii de "ascundere" a codului: se ingreuneaza citirea de un utilizator uman

Interactiune clint/server



Aplicatie Web

- presupune prelucrarea unor date si oferirea unui document personalizat (rezultat al datelor respective)
- datele pot fi obtinute:
 - de la utilizator
 - o sursa externa (baze de date)
 - **combinatie** utilizator/baze de date

Forme in HTML

- necesare pentru ca utilizatorul sa poate trimite date server-ului
- `<form>...</form>`
- Attribute specifice:
 - action: adresa documentului care preia datele
 - `<form action="<?php echo $_SERVER['PHP_SELF'];?>">`
 - method: modalitatea de transmitere a datelor: post sau get
 - `<form method="post" action= ... >`

Metode de transmitere

- **post** datele sunt transmise in bloc
- **get** datele sunt atasate adresei documentului de procesare : `results.php?prob=81&an=2009`
- **get** trebuie folosit numai cand datele sunt "idempotente",
 - nu cauzeaza efecte colaterale
 - nu modifica starea server-ului (baze date, etc)
- se poate simula realizarea unei forme (**get**) prin scrierea corespunzatoare a link-urilor

Elemente de interactiune cu utilizatorul

- in interiorul etichetei `<form>...</form>`
- toate elementele vor avea un nume
 - atribut: `name=""`
 - numele va fi intalnit in uri-ul generat prin get, sau in numele variabilei trimisa prin post
- trimiterea datelor se face prin intermediul unui buton cu tipul `type="submit"`

INPUT

- `<input .../>`
- Attribute:
 - `type: text | password | checkbox | radio | submit | reset | file | hidden | image | button`
 - `name: numele variabilei`
 - `value: valoarea trimisa server-ului la selectie (valoarea initiala in anumite cazuri)`
 - `checked/src/size/maxlength` in functie de tip

Example

```
<input name="textfield" type="text" value="ceva" />
```

```
<input name="Ok" type="submit" value="Trinite" />
```

```
<label><input name="check" type="checkbox" value="5" checked />check1</label>
```

```
<label><input name="RG1" type="radio" value="a" checked="checked" />but1</label>
```

```
<label><input type="radio" name="RG1" value="b" />but2</label>
```

```
<input name="hid" type="hidden" value="6" />
```



check1



but1



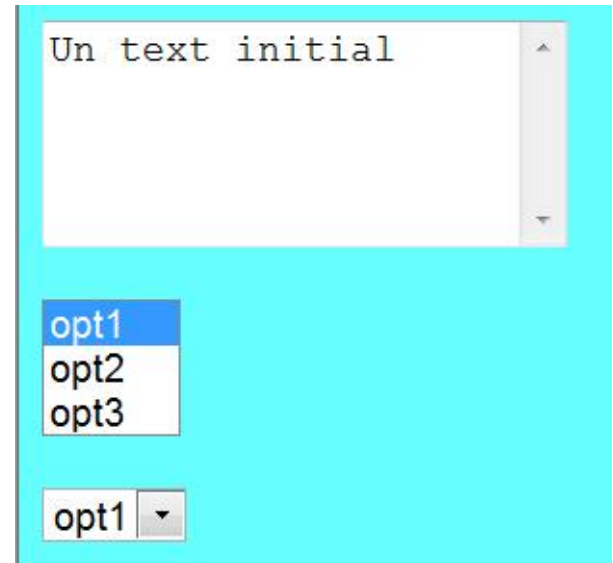
but2

TEXTAREA/SELECT

```
<textarea name="textarea" cols="20" rows="5">Un text  
initial</textarea><br /><br />
```

```
<select name="select." size="3">  
  <option value="1" selected="selected">opt1</option>  
  <option value="2">opt2</option>  
  <option value="3">opt3</option>  
</select><br /><br />
```

```
<select name="select...">  
  <option value="1" selected="selected">opt1</option>  
  <option value="2">opt2</option>  
  <option value="3">opt3</option>  
</select>
```



The screenshot displays the rendered output of the HTML code. At the top, there is a text area containing the text "Un text initial". Below it, there is a list box with three options: "opt1", "opt2", and "opt3". The "opt1" option is selected and highlighted in blue. Below the list box, there is a dropdown menu with "opt1" selected and a small downward arrow on the right side.

Contact

- Laboratorul de microunde si optoelectronica
- <http://rf-opto.etti.tuiasi.ro>
- rdamian@etti.tuiasi.ro